

SECTION 5

Stock Profiles

Stock Profiles

- The profiles listed here are kept in stock for walk-in customers.
- All these items are stocked in poplar, and some are also stocked in soft maple and red oak, but typically in smaller quantities.

S4S (Surfaced 4 Sides)

- 1 x 2, 1 x 4, 1 x 6, 1 x 8 are stocked in poplar, soft maple, hard maple, and red oak.
- 1 x 2½, 1 x 3, 1 x 10, and 1 x 12 are stocked only in poplar.



- 1 x 2 ($\frac{3}{4}$ " x 1½" net)
- 1 x 2½ ($\frac{3}{4}$ " x 2" net)
- 1 x 3 ($\frac{3}{4}$ " x 2½" net)
- 1 x 4 ($\frac{3}{4}$ " x 3½" net)
- 1 x 6 ($\frac{3}{4}$ " x 5½" net)
- 1 x 8 ($\frac{3}{4}$ " x 7¼" net)
- 1 x 10 ($\frac{3}{4}$ " x 9¼" net)
- 1 x 12 ($\frac{3}{4}$ " x 11¼" net)

Sheet Goods

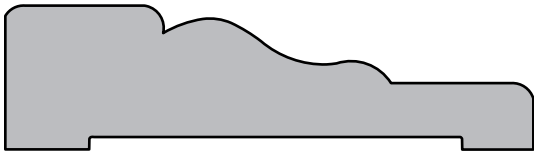
MDF:

- ¼" x 4' x 8'
- ⅜" x 4' x 8'
- ⅝" x 4' x 8'
- ¾" x 4' x 8'

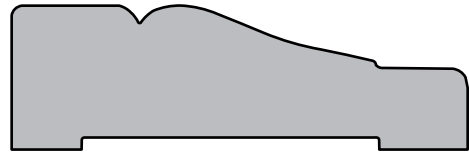
Birch/Maple Plywood:

- ¼" x 4' x 8'
- ⅜" x 4' x 8'

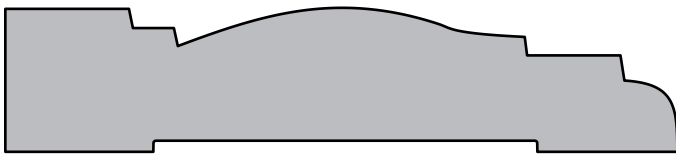
Casing



SWD 022 | $\frac{3}{4}'' \times 2\frac{3}{4}''$



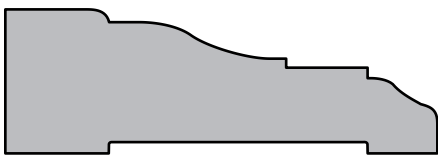
SWD 101 | $\frac{3}{4}'' \times 2\frac{3}{8}''$



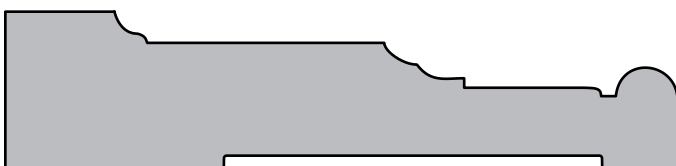
SWD 111 | $\frac{3}{4}'' \times 3\frac{1}{2}''$



SWD 112 | $\frac{3}{4}'' \times 3\frac{1}{4}''$

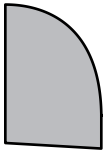


SWD 117 | $\frac{3}{4}'' \times 2\frac{1}{4}''$



SWD 123 | $\frac{13}{16}'' \times 3\frac{1}{2}''$

Base



SWD 200 | $\frac{1}{2}'' \times \frac{3}{4}''$



SWD 201 | $1\frac{1}{16}'' \times 3\frac{1}{2}''$



SWD 204 | $1\frac{1}{16}'' \times 4''$

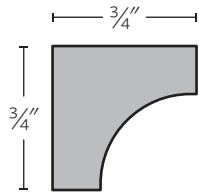


SWD 220 | $1\frac{1}{16}'' \times 5\frac{1}{2}''$

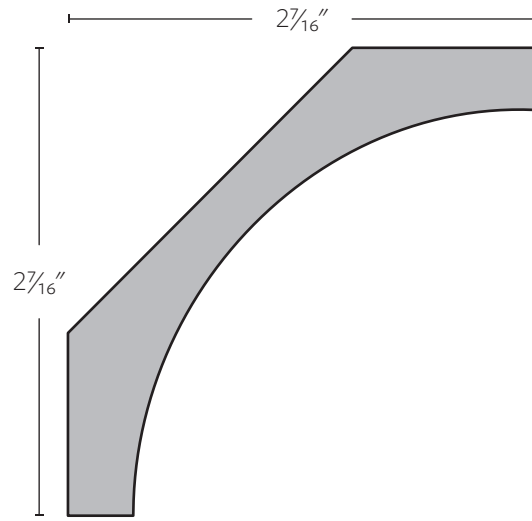


SWD 227 | $1\frac{1}{16}'' \times 5\frac{1}{2}''$

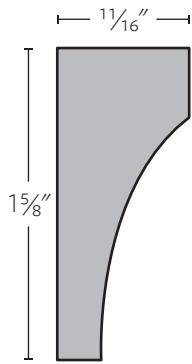
Crown



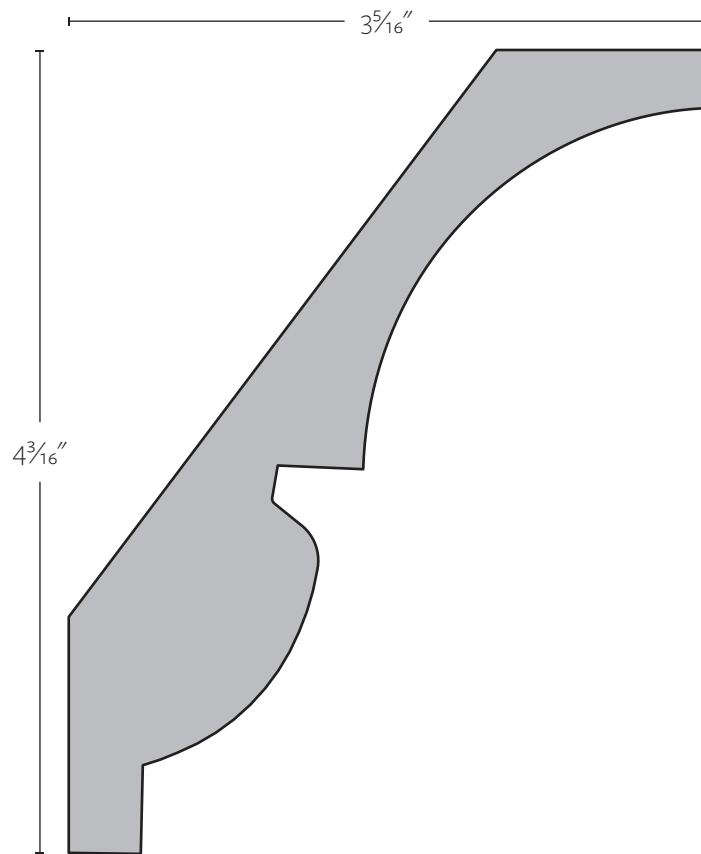
SWD 500 | $\frac{3}{4}'' \times \frac{3}{4}''$



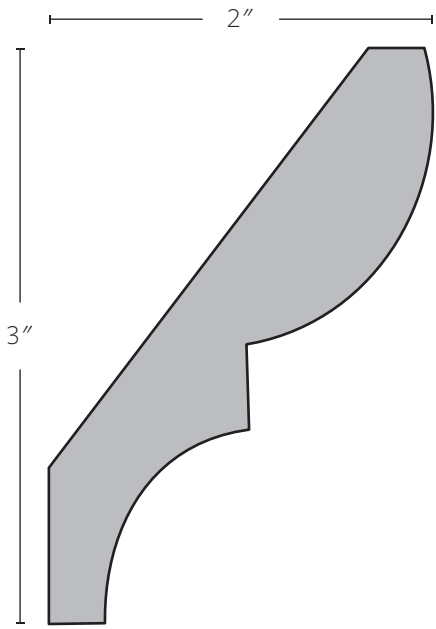
SWD 502 | $\frac{7}{8}'' \times 3\frac{1}{2}''$ | 45/45



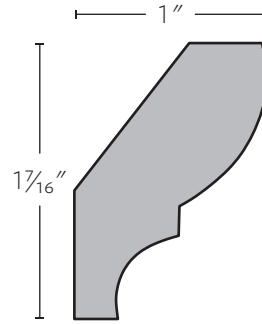
SWD 501 | $1\frac{1}{16}'' \times 1\frac{5}{8}''$



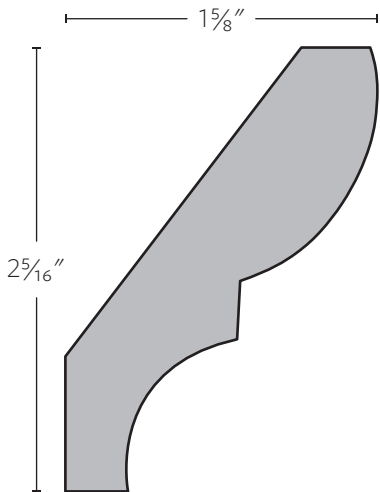
SWD 505 | $1\frac{1}{16}'' \times 5\frac{5}{16}''$ | 38/52



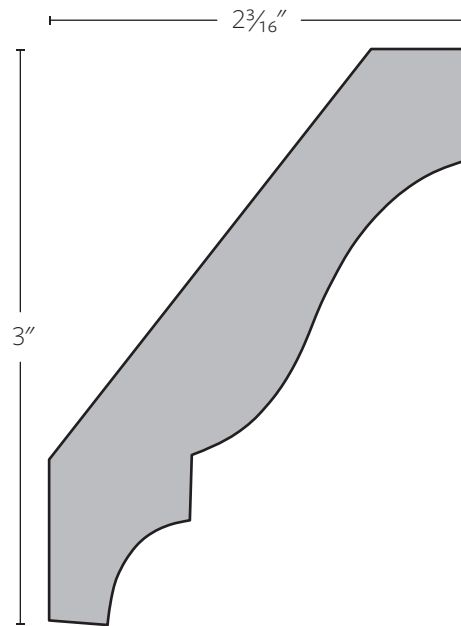
SWD 507 | $\frac{3}{4}'' \times 3\frac{1}{2}''$ | 38/52



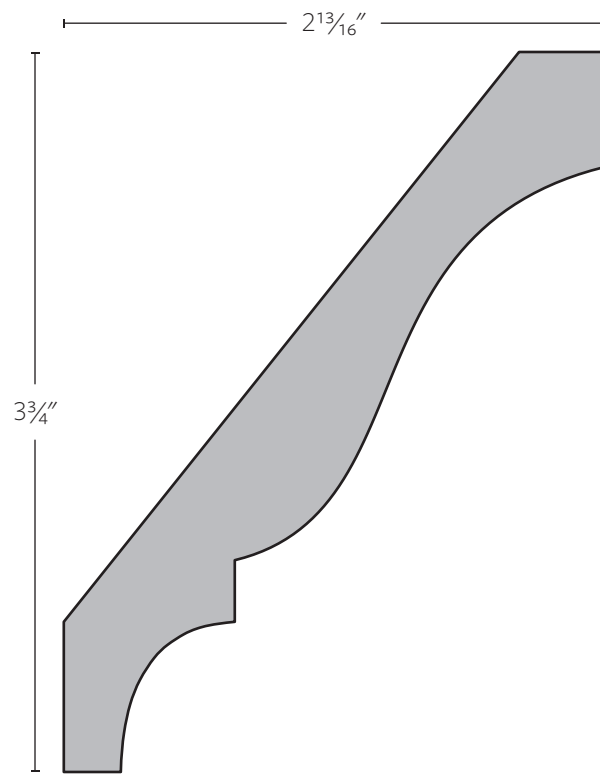
SWD 523 | $\frac{9}{16}'' \times 1\frac{3}{4}''$ | 38/52



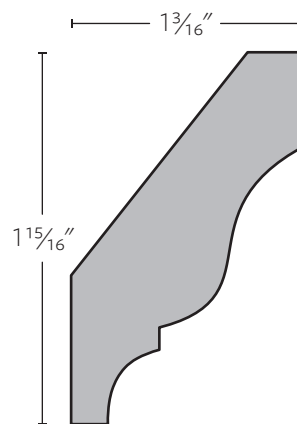
SWD 524 | $\frac{3}{4}'' \times 2\frac{3}{4}''$ | 38/52



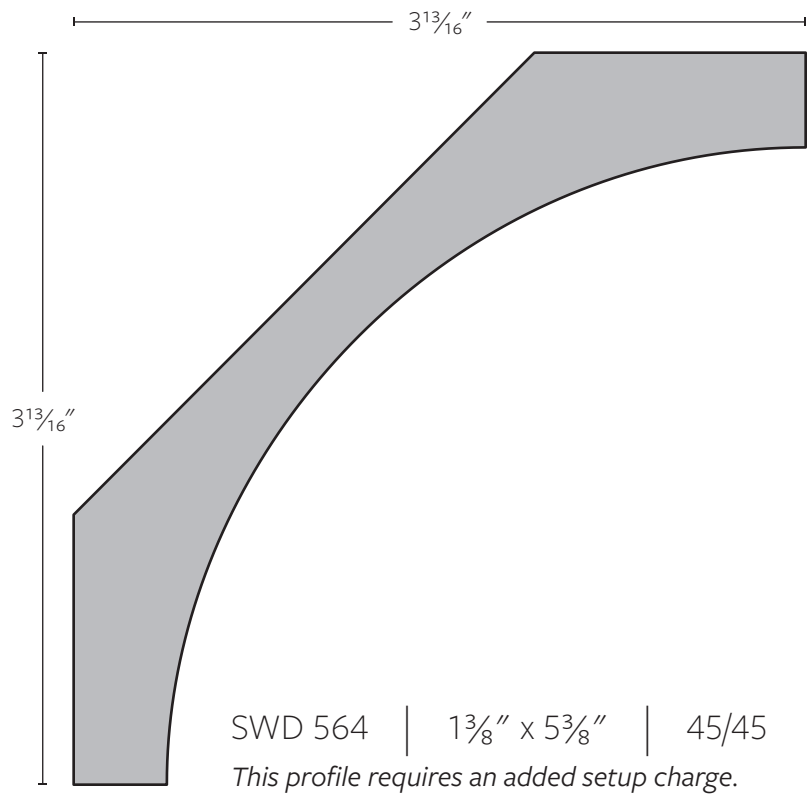
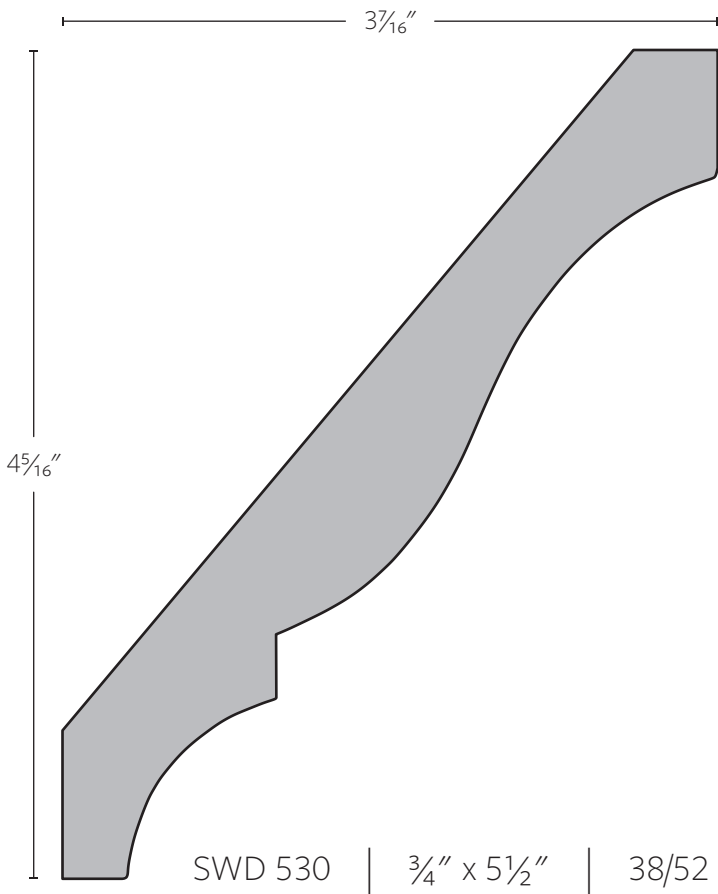
SWD 525 | $\frac{3}{4}'' \times 3\frac{5}{8}''$ | 38/52



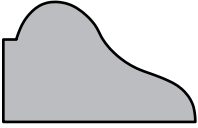
SWD 526 | $\frac{3}{4}'' \times 4\frac{5}{8}''$ | 38/52



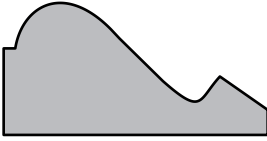
SWD 540 | $\frac{3}{4}'' \times 2\frac{1}{4}''$ | 38/52



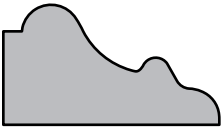
Other Stock Profiles



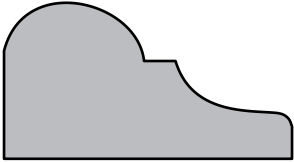
SWD 306 | $\frac{5}{8}'' \times 1''$



SWD 307 | $1\frac{1}{16}'' \times 1\frac{3}{8}''$



SWD 313 | $\frac{5}{8}'' \times 1\frac{1}{8}''$



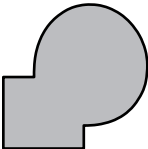
SWD 314 | $1\frac{3}{16}'' \times 1\frac{1}{2}''$



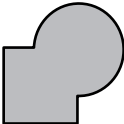
SWD 325 | $1\frac{1}{16}'' \times 1''$



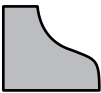
SWD 327 | $\frac{1}{2}'' \times \frac{3}{4}''$



SWD 328 | $\frac{3}{4}'' \times \frac{3}{4}''$



SWD 329 | $\frac{5}{8}'' \times \frac{5}{8}''$



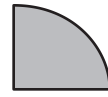
SWD 339 | $\frac{7}{16}'' \times \frac{1}{2}''$



SWD 340 | $\frac{3}{8}'' \times \frac{3}{8}''$



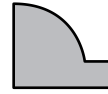
SWD 364 | $\frac{5}{16}'' \times \frac{5}{16}''$



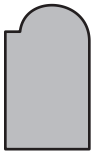
SWD 365 | $\frac{7}{16}'' \times \frac{1}{2}''$



SWD 384 | $\frac{5}{16}'' \times \frac{3}{4}''$



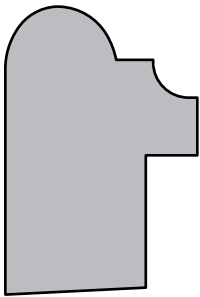
SWD 3018 | $\frac{7}{16}'' \times \frac{1}{2}''$



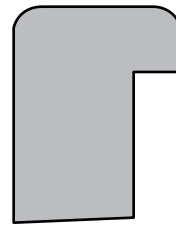
SWD 156-B | $\frac{3}{4}'' \times \frac{7}{16}''$



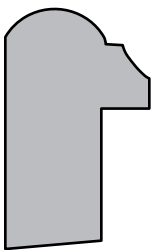
SWD 3297 | $\frac{1}{2}'' \times \frac{1}{2}''$



SWD 400 | $1'' \times 1\frac{1}{2}''$



SWD 402 | $\frac{7}{8}'' \times 1\frac{1}{8}''$



SWD 410 | $\frac{3}{4}'' \times 1\frac{1}{4}''$



SWD 428 | $1'' \times 2\frac{3}{4}''$ | Sill



SWD 430 | $\frac{3}{4}'' \times 2\frac{3}{4}''$ | Sill




Scribe Moulding | $\frac{1}{4}'' \times \frac{3}{4}''$



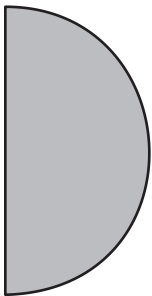
SWD 700 | $\frac{7}{16}'' \times 1\frac{3}{8}''$



SWD 702 | $\frac{7}{16}'' \times 1\frac{3}{8}''$



SWD 902-LT | $1\frac{1}{32}'' \times 5\frac{1}{2}''$



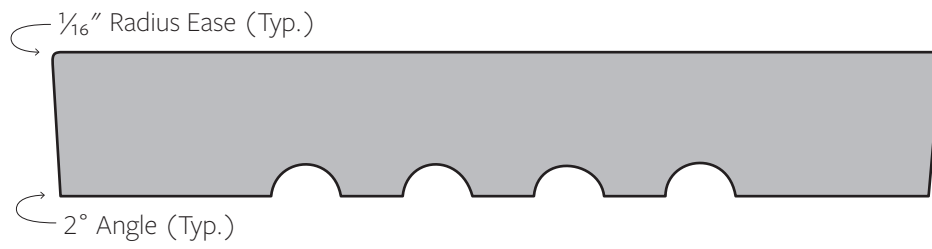
SWD 903
 $\frac{3}{4}'' \times 1\frac{1}{2}''$



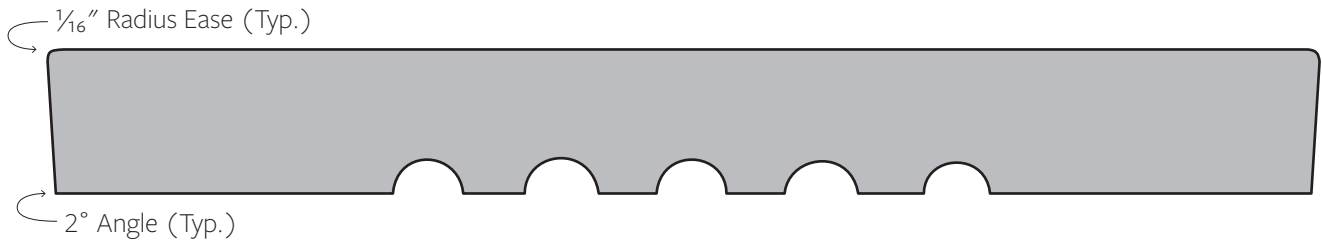
SWD 904
 $\frac{1}{2}'' \times 1''$



SWD 901
 $\frac{3}{8}'' \times \frac{3}{4}''$



SWD 823 | 3/4" x 4 5/8" | Standard Jamb



SWD 824 | 3/4" x 6 5/8" | Standard Jamb