

# SECTION 5

## Stock Profiles

# Stock Profiles

- The profiles listed here are kept in stock for walk-in customers.
- All these items are stocked in poplar, and some are also stocked in soft maple and red oak, but typically in smaller quantities.
- Larger orders of these profiles as well as the many profiles in the SWD Trim Catalog can typically be completed within 5 business days.

## S4S (Surfaced 4 Sides)

- 1 x 2, 1 x 4, 1 x 6, 1 x 8 are stocked in poplar, soft maple, hard maple, and red oak.
- 1 x 2½, 1 x 3, 1 x 10, and 1 x 12 are stocked only in poplar.



- 1 x 2 (¾" x 1½" net)
- 1 x 2½ (¾" x 2" net)
- 1 x 3 (¾" x 2½" net)
- 1 x 4 (¾" x 3½" net)
- 1 x 6 (¾" x 5-1/2" net)
- 1 x 8 (¾" x 7-1/4" net)
- 1 x 10 (¾" x 9-1/4" net)
- 1 x 12 (¾" x 11-1/4" net)

## Sheet Goods

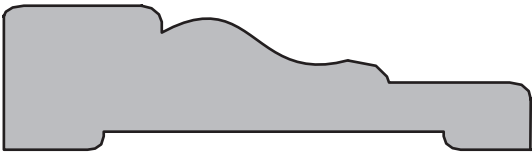
### MDF:

- 1/4" x 4' x 8'
- 3/8" x 4' x 8'
- 5/8" x 4' x 8'
- 3/4" x 4' x 8'

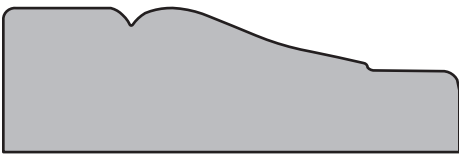
### Birch/Maple Plywood:

- 1/4" x 4' x 8'
- 3/4" x 4' x 8'

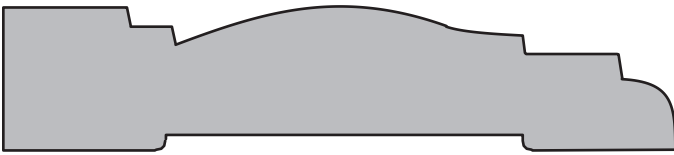
# Casing



SWD 022 |  $\frac{3}{4}'' \times 2\frac{3}{4}''$



SWD 101 |  $\frac{3}{4}'' \times 2\frac{3}{8}''$



SWD 111 |  $\frac{3}{4}'' \times 3\frac{1}{2}''$

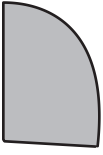


SWD 112 |  $\frac{3}{4}'' \times 3\frac{1}{4}''$



SWD 123 |  $\frac{13}{16}'' \times 3\frac{1}{2}''$

# Base



SWD 200 |  $\frac{1}{2}'' \times \frac{3}{4}''$



SWD 201 |  $1\frac{1}{16}'' \times 3\frac{1}{2}''$



SWD 204 |  $1\frac{1}{16}'' \times 4''$

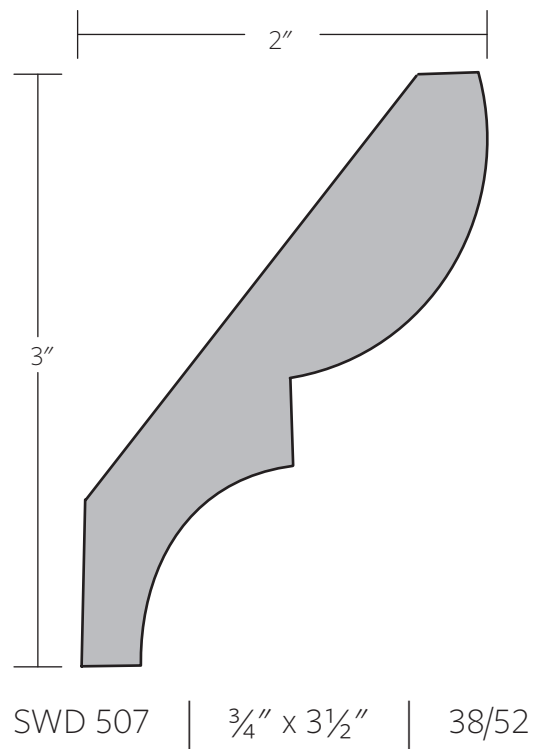
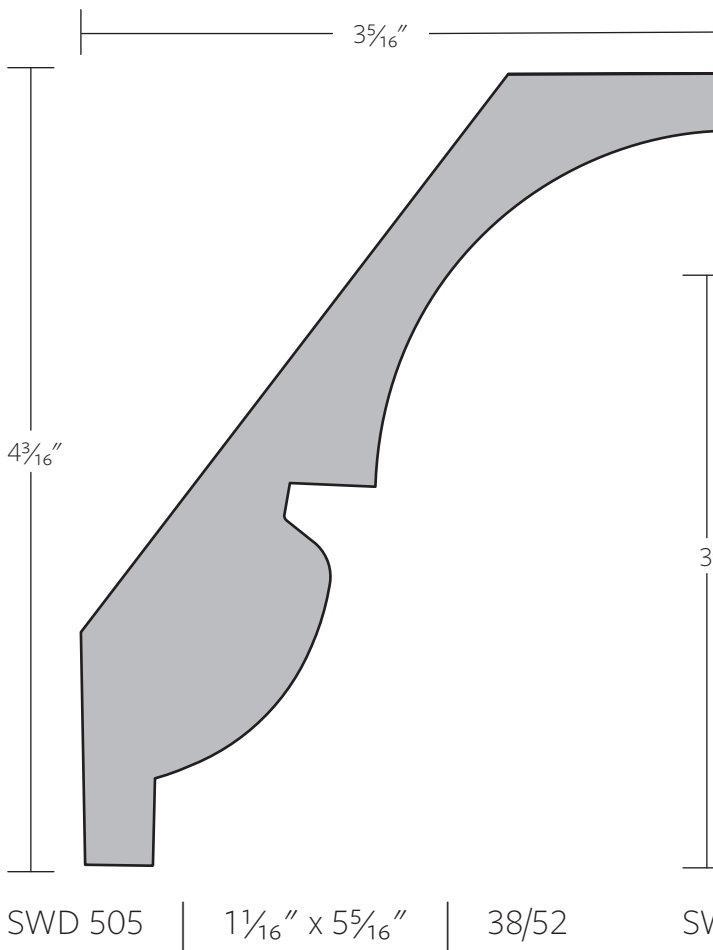
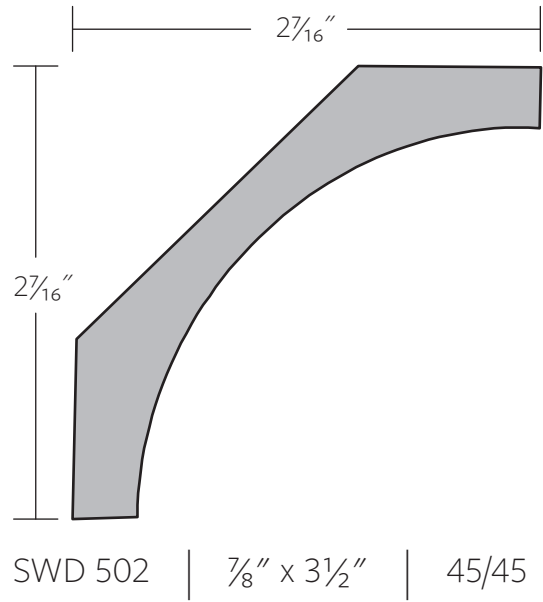
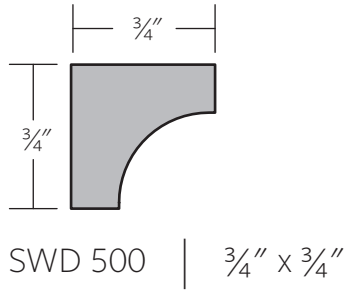


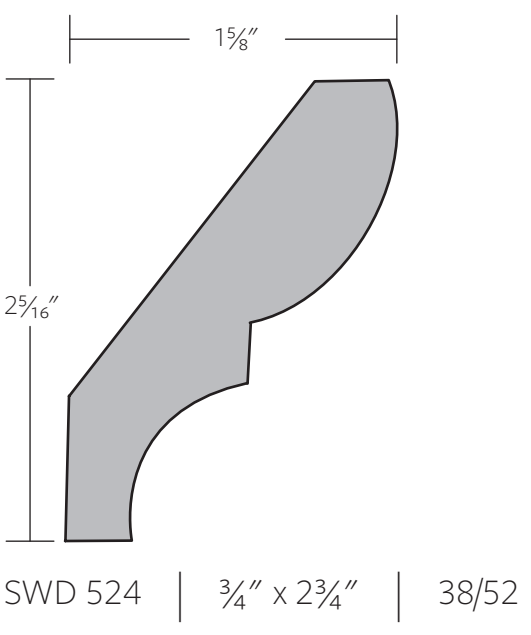
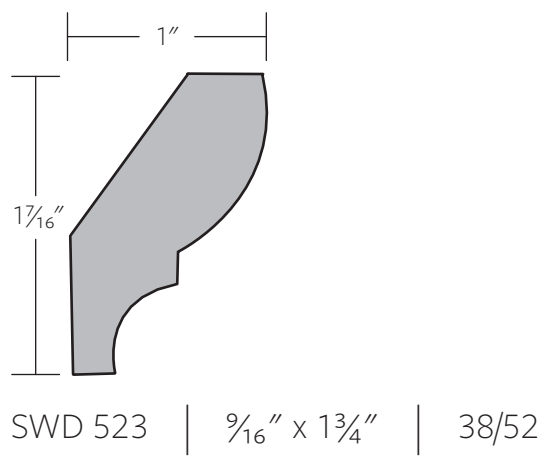
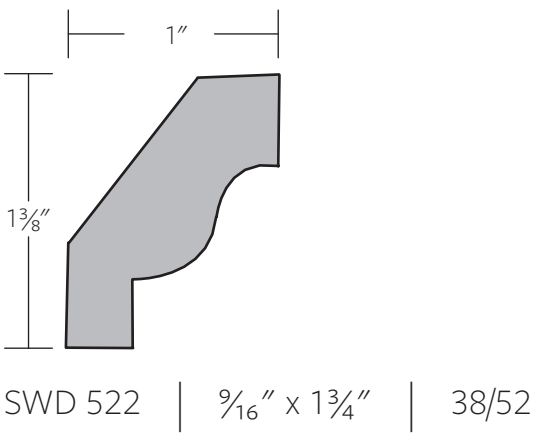
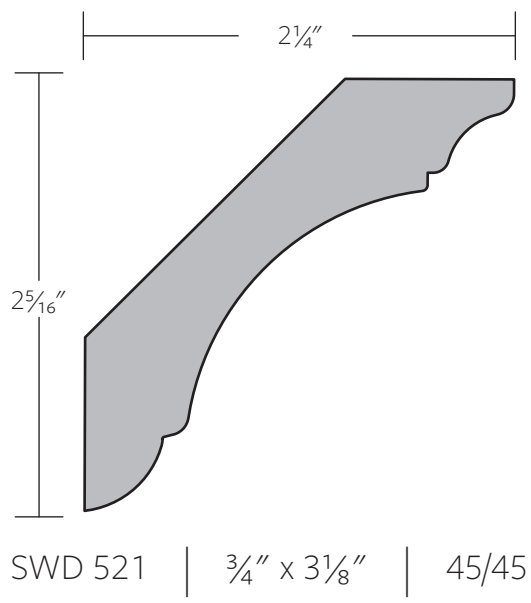
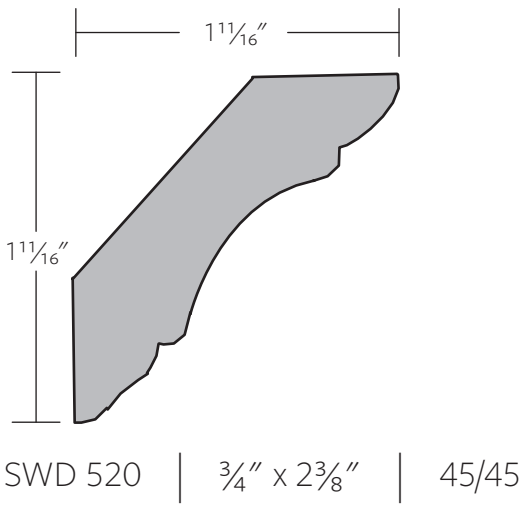
SWD 220 |  $1\frac{1}{16}'' \times 5\frac{1}{2}''$

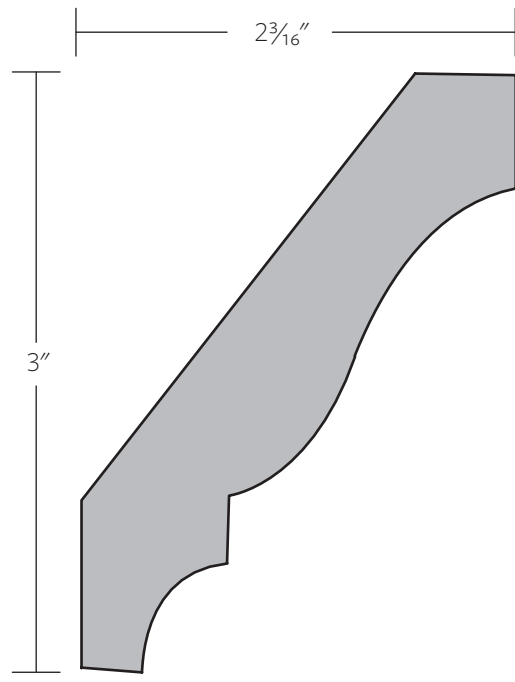


SWD 227 |  $1\frac{1}{16}'' \times 5\frac{1}{2}''$

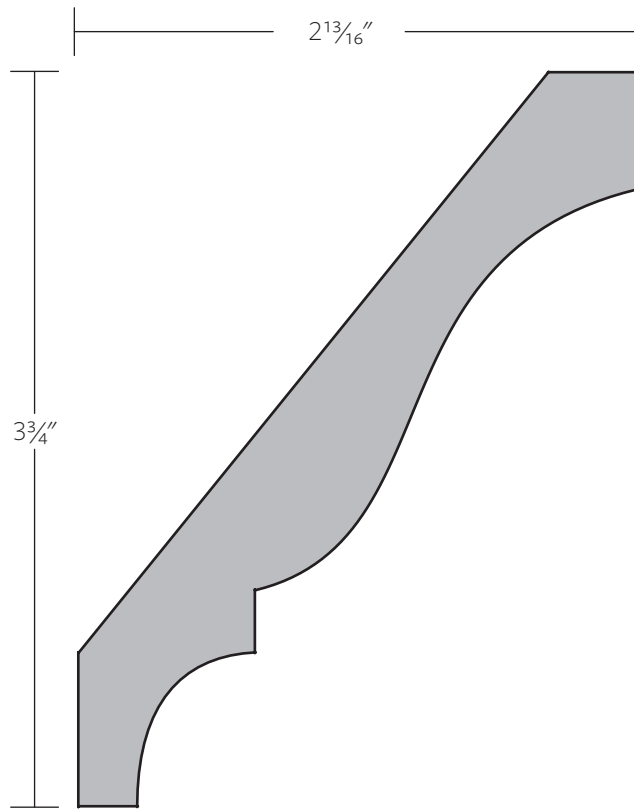
# Crown



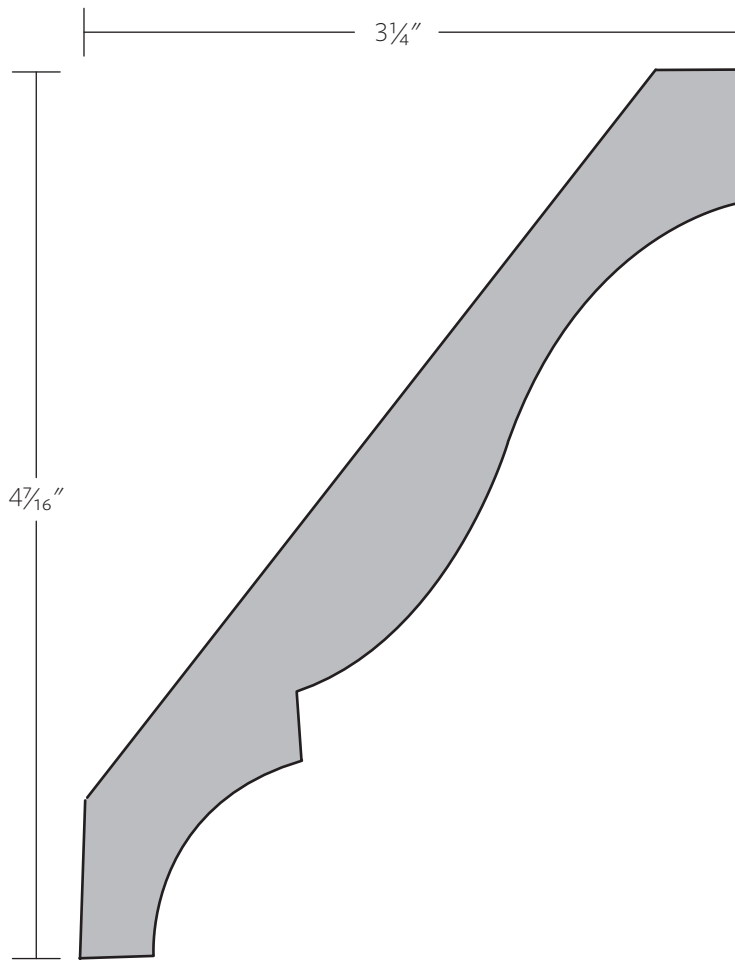




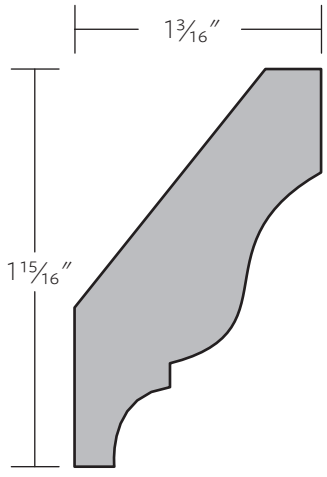
SWD 525 |  $\frac{3}{4}$ " x  $3\frac{5}{8}$ " | 38/52



SWD 526 |  $\frac{3}{4}$ " x  $4\frac{5}{8}$ " | 38/52



SWD 530 |  $\frac{3}{4}$ " x  $5\frac{1}{2}$ " | 38/52



SWD 540 |  $\frac{3}{4}$ " x  $2\frac{1}{4}$ " | 38/52



# Other Stock Profiles



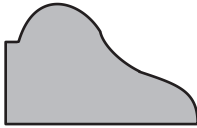
SWD 300 |  $1\frac{1}{16}'' \times 2\frac{1}{2}''$



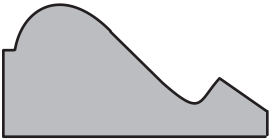
SWD 303 |  $\frac{3}{4}'' \times 1\frac{3}{4}''$



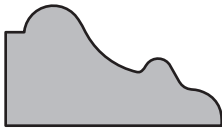
SWD 305 |  $\frac{1}{2}'' \times 1\frac{5}{16}''$



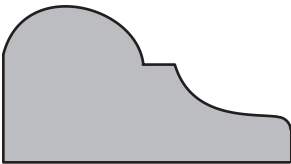
SWD 306 |  $\frac{5}{8}'' \times 1''$



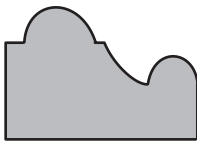
SWD 307 |  $1\frac{1}{16}'' \times 1\frac{3}{8}''$



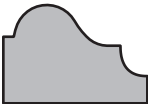
SWD 313 |  $\frac{5}{8}'' \times 1\frac{1}{8}''$




SWD 314 |  $1\frac{3}{16}'' \times 1\frac{1}{2}''$



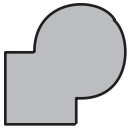
SWD 325 |  $1\frac{1}{16}'' \times 1''$



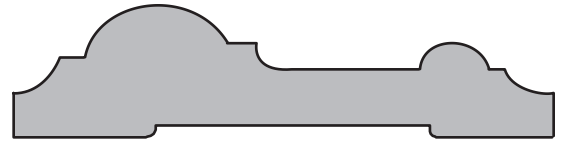
SWD 327 |  $\frac{1}{2}'' \times \frac{3}{4}''$



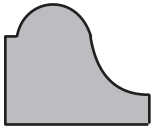
SWD 328 |  $\frac{3}{4}'' \times \frac{3}{4}''$



SWD 329 |  $\frac{5}{8}'' \times \frac{5}{8}''$



SWD 331 |  $1\frac{1}{16}'' \times 2\frac{13}{16}''$



SWD 335 |  $\frac{5}{8}'' \times \frac{3}{4}''$



SWD 337 |  $\frac{3}{8}'' \times \frac{1}{2}''$



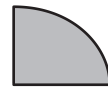
SWD 339 |  $\frac{7}{16}'' \times \frac{1}{2}''$



SWD 340 |  $\frac{3}{8}'' \times \frac{3}{8}''$



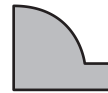
SWD 364 |  $\frac{9}{32}'' \times \frac{9}{32}''$



SWD 365 |  $1\frac{3}{32}'' \times \frac{1}{2}''$



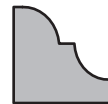
SWD 384 |  $\frac{5}{16}'' \times 2\frac{3}{32}''$



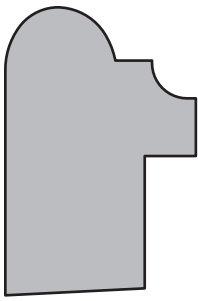
SWD 3018 |  $\frac{7}{16}'' \times \frac{1}{2}''$



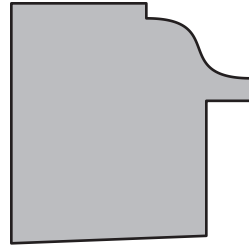
SWD 156-B |  $2\frac{3}{32}'' \times \frac{7}{16}''$



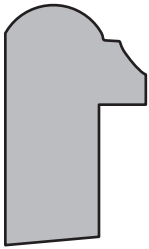
SWD 3297 |  $\frac{1}{2}'' \times \frac{1}{2}''$



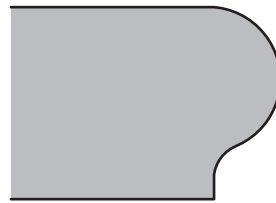
SWD 400 | 1" x 1½"



SWD 401 | 1¼" x 1¼"



SWD 410 | ¾" x 1¼"



SWD 428 | 1" x 2¾" | Still / Stool



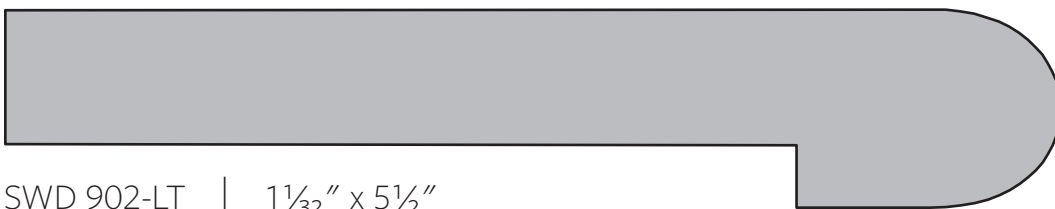
SWD 430 | ¾" x 2¾" | Still / Stool



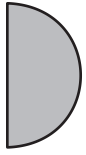
SWD 700 | 7/16" x 1¾"



SWD 702 | 7/16" x 1¾"



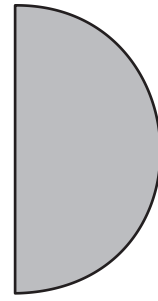
SWD 902-LT | 1½" x 5½"



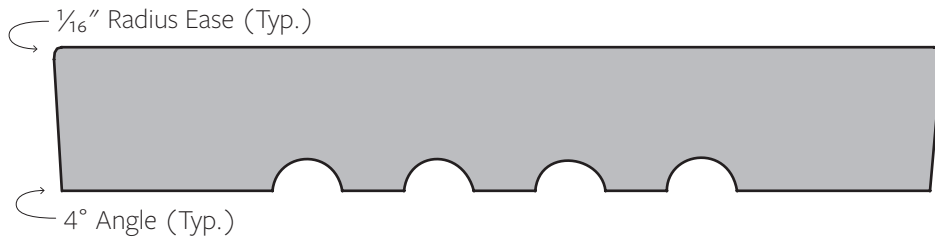
SWD 901 |  $\frac{3}{8}'' \times \frac{3}{4}''$



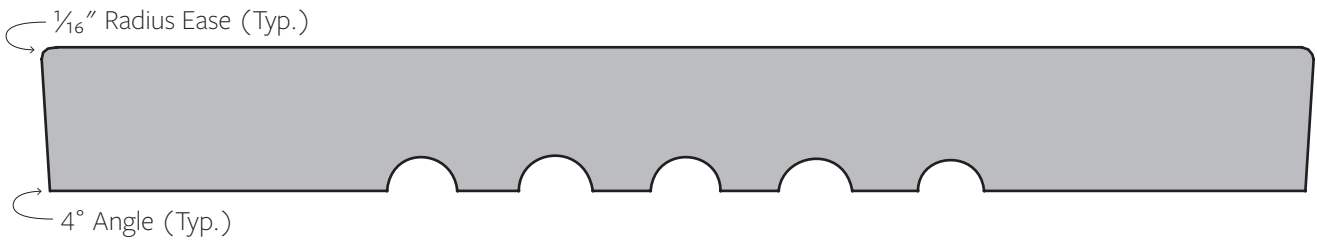
SWD 904 |  $\frac{1}{2}'' \times 1''$



SWD 903 |  $\frac{3}{4}'' \times 1\frac{1}{2}''$



SWD 823 |  $\frac{3}{4}'' \times 4\frac{5}{8}''$  | Standard Jamb



SWD 824 |  $\frac{3}{4}'' \times 6\frac{5}{8}''$  | Standard Jamb