

SECTION 5

Stock Profiles

Stock Profiles

- The profiles listed here are kept in stock for walk-in customers.
- All these items are stocked in poplar, and some are also stocked in soft maple and red oak, but typically in smaller quantities.
- Larger orders of these profiles as well as the many profiles in the SWD Trim Catalog can typically be completed within 5 business days.

S4S (Surfaced 4 Sides)

- 1 x 2, 1 x 4, 1 x 6, 1 x 8 are stocked in poplar, soft maple, hard maple, and red oak.
- 1 x 2½, 1 x 3, 1 x 10, and 1 x 12 are stocked only in poplar.



- 1 x 2 (¾" x 1½" net)
- 1 x 2½ (¾" x 2" net)
- 1 x 3 (¾" x 2½" net)
- 1 x 4 (¾" x 3½" net)
- 1 x 6 (¾" x 5-1/2" net)
- 1 x 8 (¾" x 7-1/4" net)
- 1 x 10 (¾" x 9-1/4" net)
- 1 x 12 (¾" x 11-1/4" net)

Sheet Goods

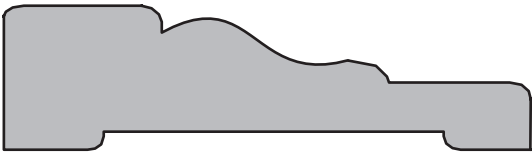
MDF:

- 1/4" x 4' x 8'
- 3/8" x 4' x 8'
- 5/8" x 4' x 8'
- 3/4" x 4' x 8'

Birch/Maple Plywood:

- 1/4" x 4' x 8'
- 3/4" x 4' x 8'

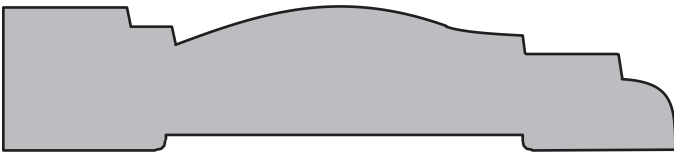
Casing



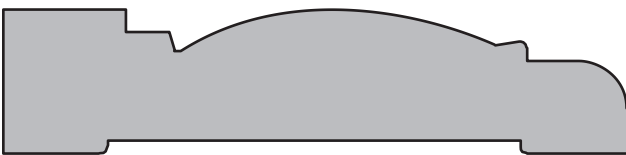
SWD 022 | $\frac{3}{4}'' \times 2\frac{3}{4}''$



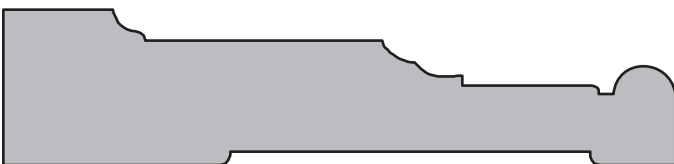
SWD 101 | $\frac{3}{4}'' \times 2\frac{3}{8}''$



SWD 111 | $\frac{3}{4}'' \times 3\frac{1}{2}''$

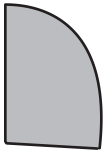


SWD 112 | $\frac{3}{4}'' \times 3\frac{1}{4}''$



SWD 123 | $\frac{13}{16}'' \times 3\frac{1}{2}''$

Base



SWD 200 | $\frac{1}{2}'' \times \frac{3}{4}''$



SWD 201 | $1\frac{1}{16}'' \times 3\frac{1}{2}''$



SWD 204 | $1\frac{1}{16}'' \times 4''$

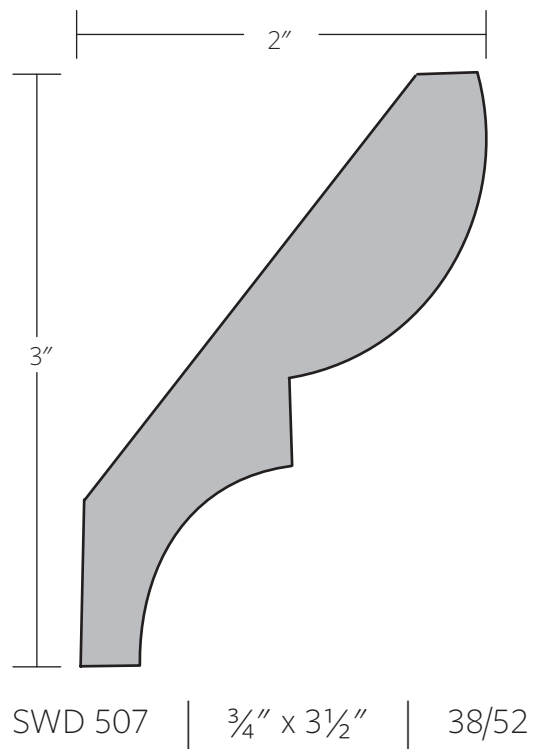
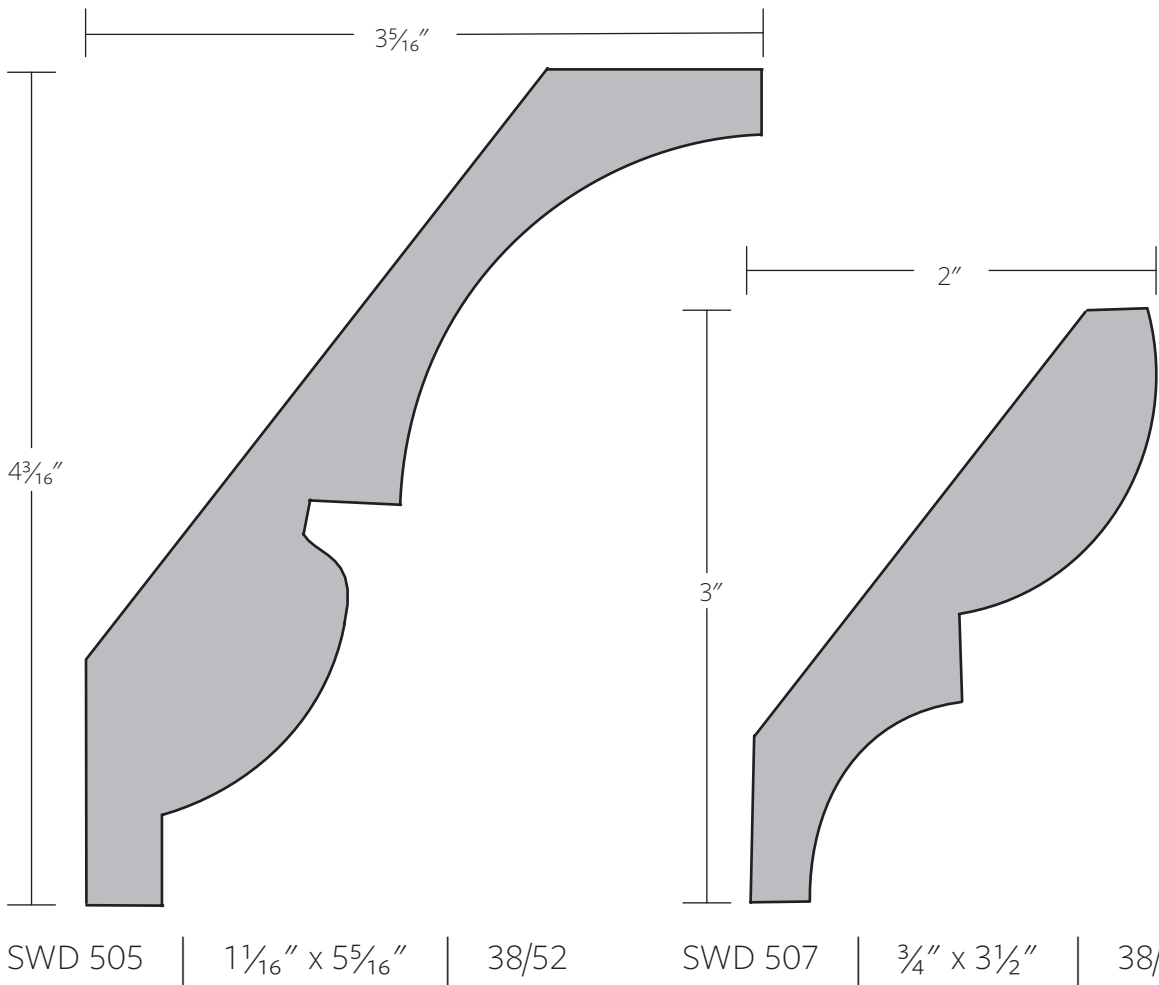
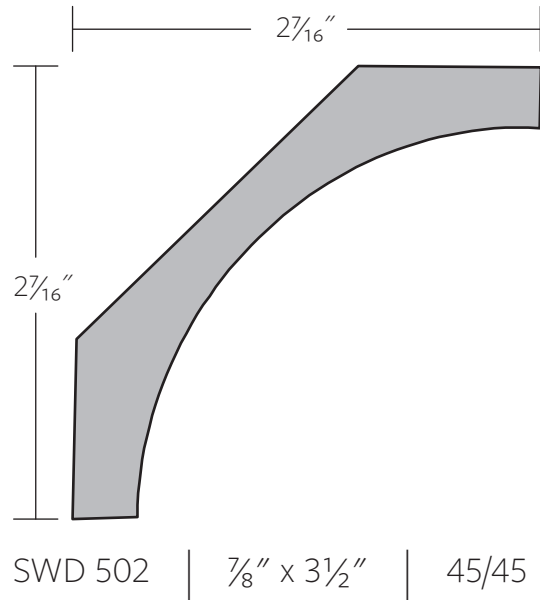
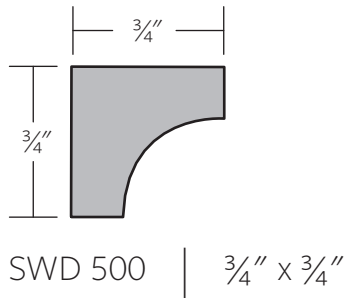


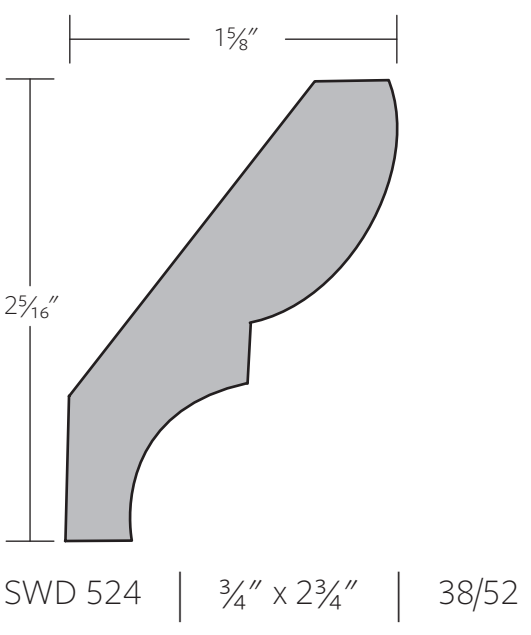
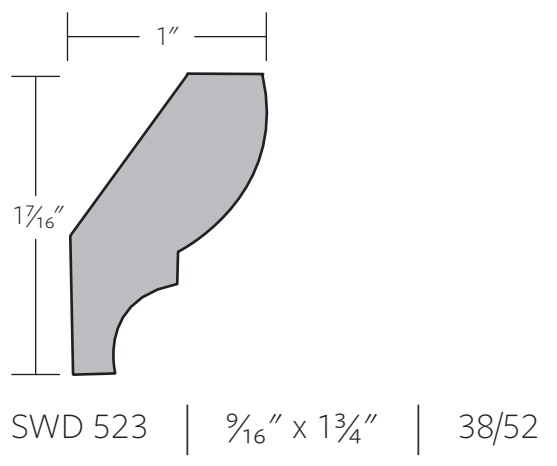
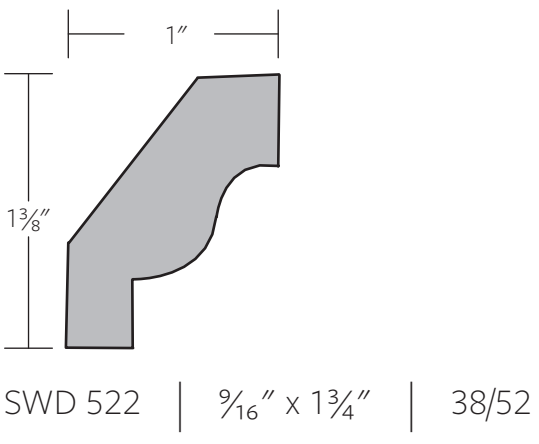
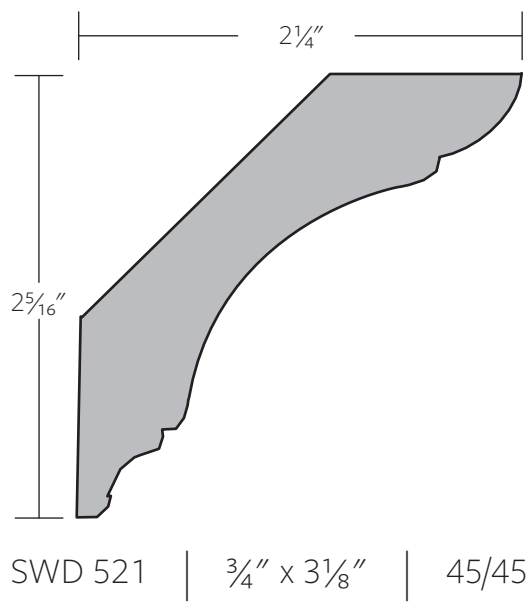
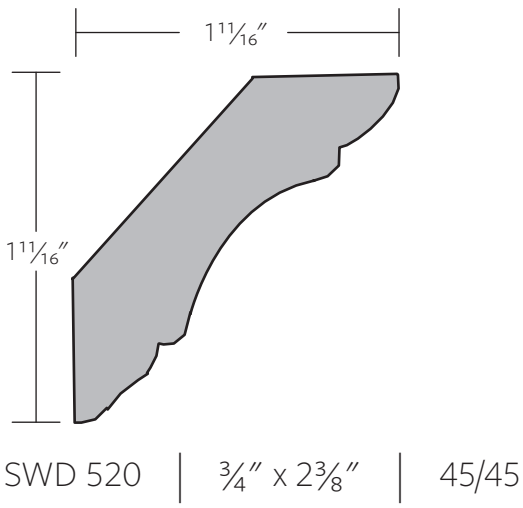
SWD 220 | $1\frac{1}{16}'' \times 5\frac{1}{2}''$

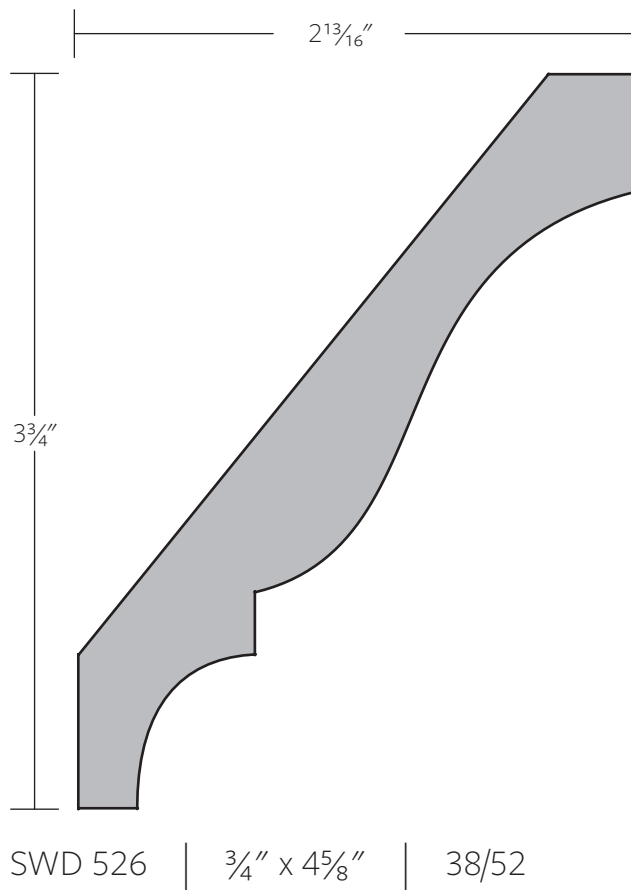
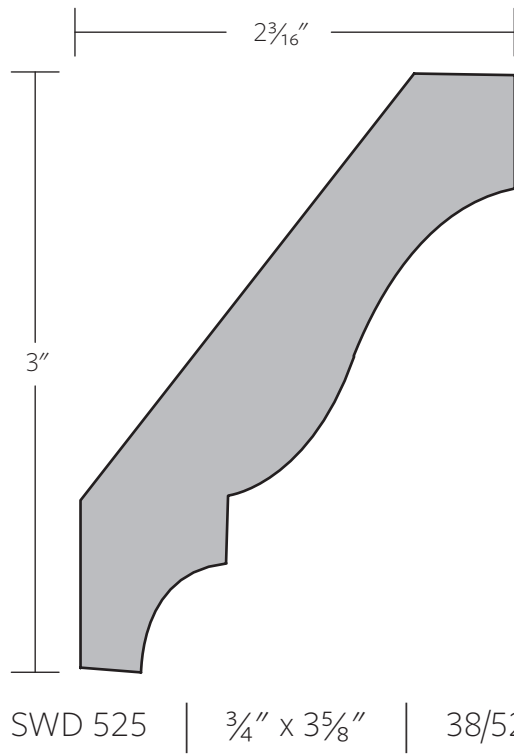


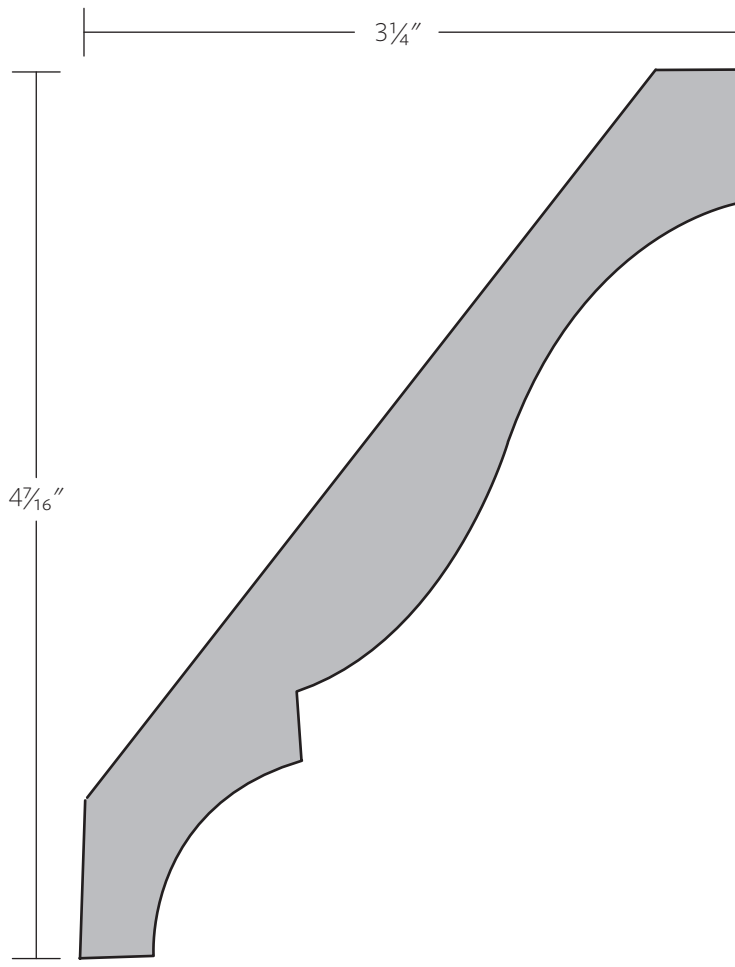
SWD 227 | $1\frac{1}{16}'' \times 5\frac{1}{2}''$

Crown

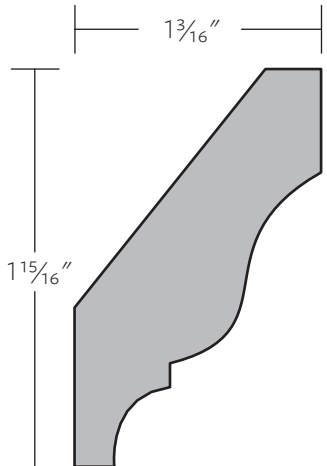








SWD 530 | 3/4" x 5 1/2" | 38/52

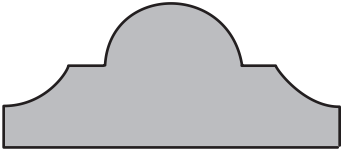


SWD 540 | 3/4" x 2 1/4" | 38/52

Other Stock Profiles



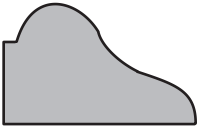
SWD 300 | $1\frac{1}{16}'' \times 2\frac{1}{2}''$



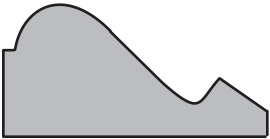
SWD 303 | $\frac{3}{4}'' \times 1\frac{3}{4}''$



SWD 305 | $\frac{1}{2}'' \times 1\frac{5}{16}''$



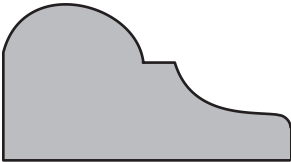
SWD 306 | $\frac{5}{8}'' \times 1''$



SWD 307 | $1\frac{1}{16}'' \times 1\frac{3}{8}''$



SWD 313 | $\frac{5}{8}'' \times 1\frac{1}{8}''$




SWD 314 | $1\frac{3}{16}'' \times 1\frac{1}{2}''$



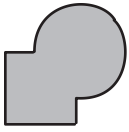
SWD 325 | $1\frac{1}{16}'' \times 1''$



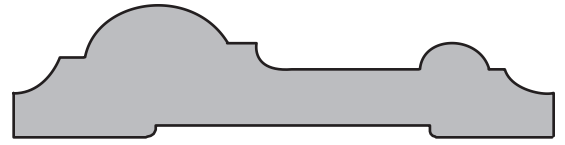
SWD 327 | $\frac{1}{2}'' \times \frac{3}{4}''$



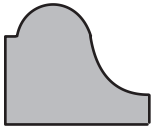
SWD 328 | $\frac{3}{4}'' \times \frac{3}{4}''$



SWD 329 | $\frac{5}{8}'' \times \frac{5}{8}''$



SWD 331 | $1\frac{1}{16}'' \times 2\frac{13}{16}''$



SWD 335 | $\frac{5}{8}'' \times \frac{3}{4}''$



SWD 337 | $\frac{3}{8}'' \times \frac{1}{2}''$



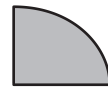
SWD 339 | $\frac{7}{16}'' \times \frac{1}{2}''$



SWD 340 | $\frac{3}{8}'' \times \frac{3}{8}''$



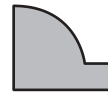
SWD 364 | $\frac{9}{32}'' \times \frac{9}{32}''$




SWD 365 | $1\frac{3}{32}'' \times \frac{1}{2}''$



SWD 384 | $\frac{5}{16}'' \times 2\frac{23}{32}''$



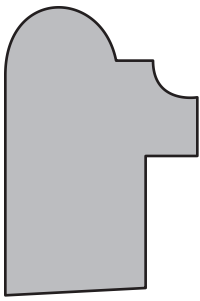
SWD 3018 | $\frac{7}{16}'' \times \frac{1}{2}''$



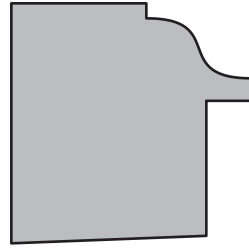
SWD 156-B | $2\frac{23}{32}'' \times \frac{7}{16}''$



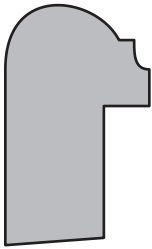
SWD 406-S | $\frac{7}{16}'' \times \frac{9}{16}''$



SWD 400 | 1" x 1½"



SWD 401 | 1¼" x 1¼"




SWD 410 | ¾" x 1¼"




SWD 428 | 1" x 2¾" | Still / Stool



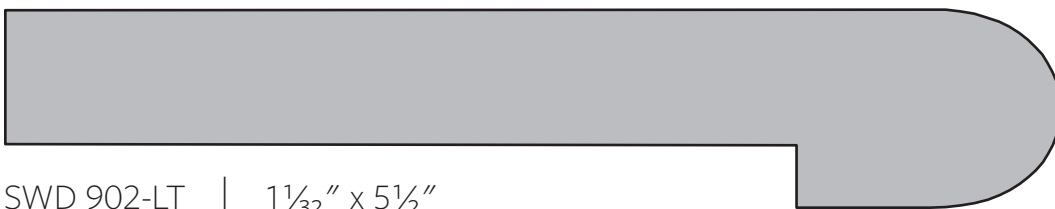
SWD 430 | ¾" x 2¾" | Still / Stool



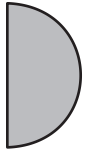
SWD 700 | 7/16" x 1¾"



SWD 702 | 7/16" x 1¾"



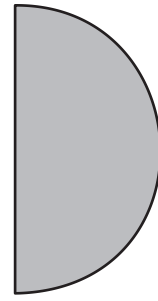
SWD 902-LT | 1½" x 5½"



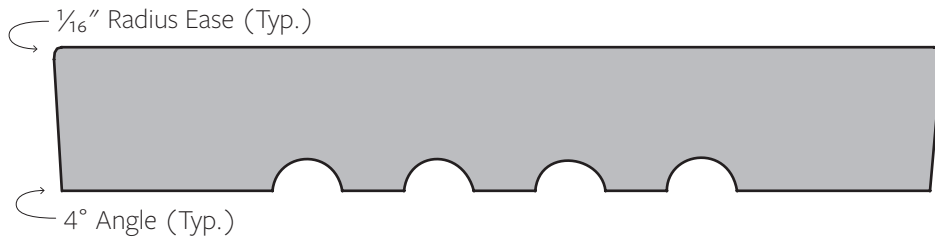
SWD 901 | $\frac{3}{8}'' \times \frac{3}{4}''$



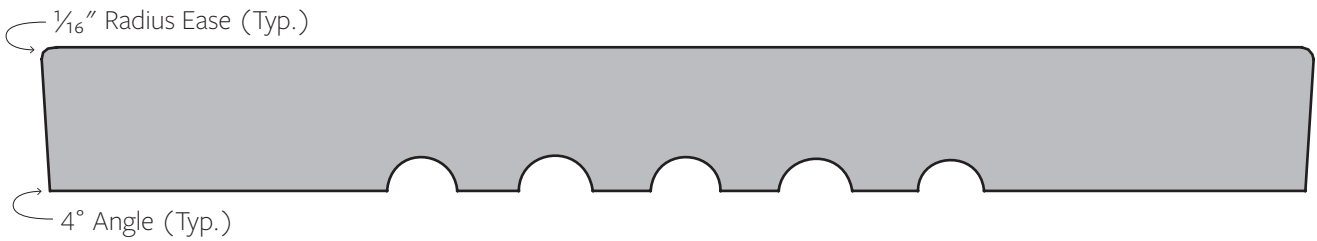
SWD 904 | $\frac{1}{2}'' \times 1''$



SWD 903 | $\frac{3}{4}'' \times 1\frac{1}{2}''$



SWD 823 | $\frac{3}{4}'' \times 4\frac{5}{8}''$ | Standard Jamb



SWD 824 | $\frac{3}{4}'' \times 6\frac{5}{8}''$ | Standard Jamb