


# SECTION 3

## Drawer Fronts

# Drawer Front Styles




Slab Drawer Front




Raised  
Drawer Front




5 Piece Raised  
Panel Drawer Front



5 Piece Flat Panel  
Drawer Front



Mitered Frame  
Drawer Front

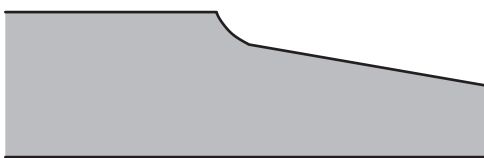


Applied Moulding  
Drawer Front

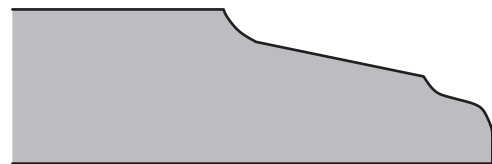
## Notes:

- When ordering 5 piece drawer fronts, specify: drawer front style, frame profile #, panel profile #, edge profile #, & size (width x height).
- When ordering slab or raised drawer fronts, specify: drawer front style, edge profile #, & size (width x height).

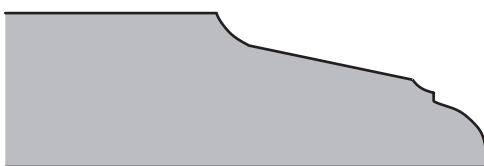
# Raised Drawer Front Profiles



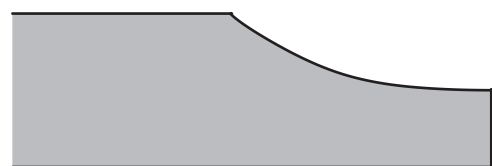
SWD 400-10 | Raised Drawer Front



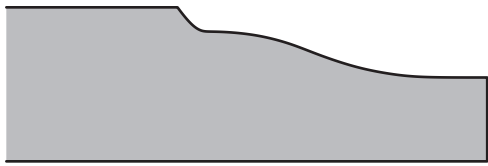
SWD 400-20 | Raised Drawer Front



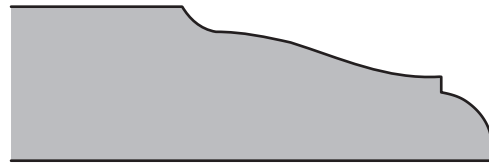
SWD 400-30 | Raised Drawer Front



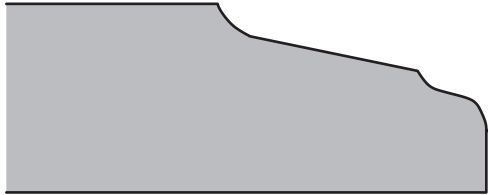
SWD 410-10 | Raised Drawer Front



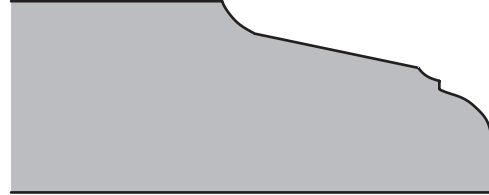
SWD 420-10 | Raised Drawer Front



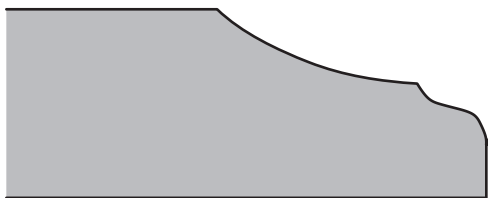
SWD 420-60 | Raised Drawer Front



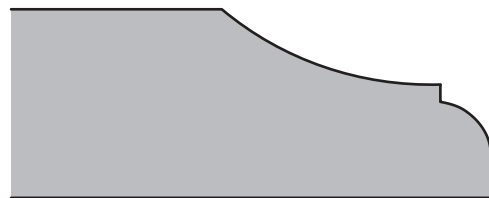
SWD 1\"/>



SWD 1\"/>



SWD 1\"/>



SWD 1\"/>



SWD 1\"/>



SWD 1\"/>

## Notes:

- Raised drawer fronts are made with customer's choice of panel profile and edge profile combination. The ones shown here are common examples.
- Standard drawer front thickness is  $2\frac{5}{32}$ ". When ordering 1" drawer fronts, specify thickness.